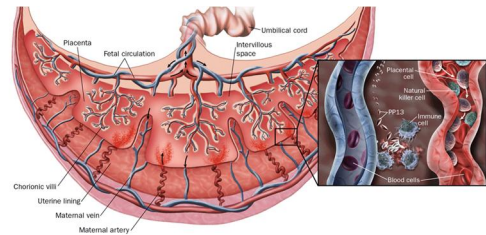


QB5 - Human Chorionic Gonadotropin

Read through the theory sheet TB11 – hCG, then use the information provided to answer the questions below.

Production of hCG

1. Suggest how medical scientists can distinguish between pregnancy and a potential tumour.



2. Why is hCG produced in such high quantities during pregnancy?

Testing

3. Explain why monoclonal antibodies are used in the testing for pregnancy.

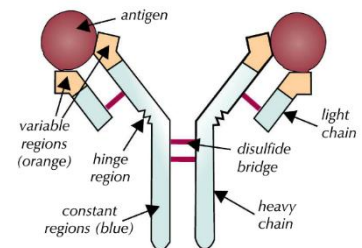
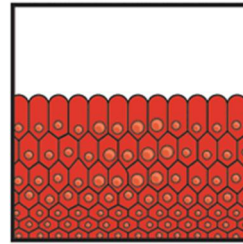


Figure 5: Antigen-antibody complex and antibody structure.

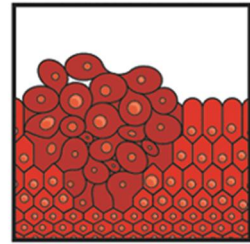
4. Describe the process of an immunoassay to test for pregnancy.

Tumour Markers

5. Suggest why levels of hCG is used with other hormones as tumour markers?



Normal cells



Cells forming a tumour